


# PLAT FORM STAIR LIFT

TECHNICAL  
INNOVATION WITH  
INDIVIDUAL  
DESIGN



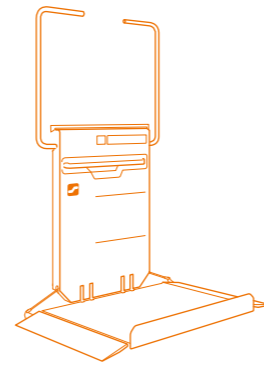
**a**  **cendor**<sup>®</sup>  
LIFTTECHNIK



PLATFORM STAIRLIFT  
HOMELIFT  
CABIN LIFT  
VERTICAL PLATFORM LIFT

# VERSATILE IN USE

The Ascendor platform stair lift proves itself in both public and private use. Particularly robust materials and user-friendly technologies make it an all-purpose solution for wheelchair users and people with other walking disabilities. You may also use it with a rollator, as a comfortable seat lift (thanks to the fold-out seat) or for the transport of heavy objects.



## PLAT FORM STAIR LIFT



**CURVE PLK8**  
WEATHERPROOF  
FOR  
OUTDOOR USE

What for others is luxury, is standard for us. The aim is to make your daily routine as pleasant as possible. Experience user-friendliness at the highest level and face a new attitude towards life.



**CURVE PLK8**  
STANCHION  
MOUNTED RAIL



**CURVE PLK8**  
SPACE SAVING IN  
PARKING POSITION

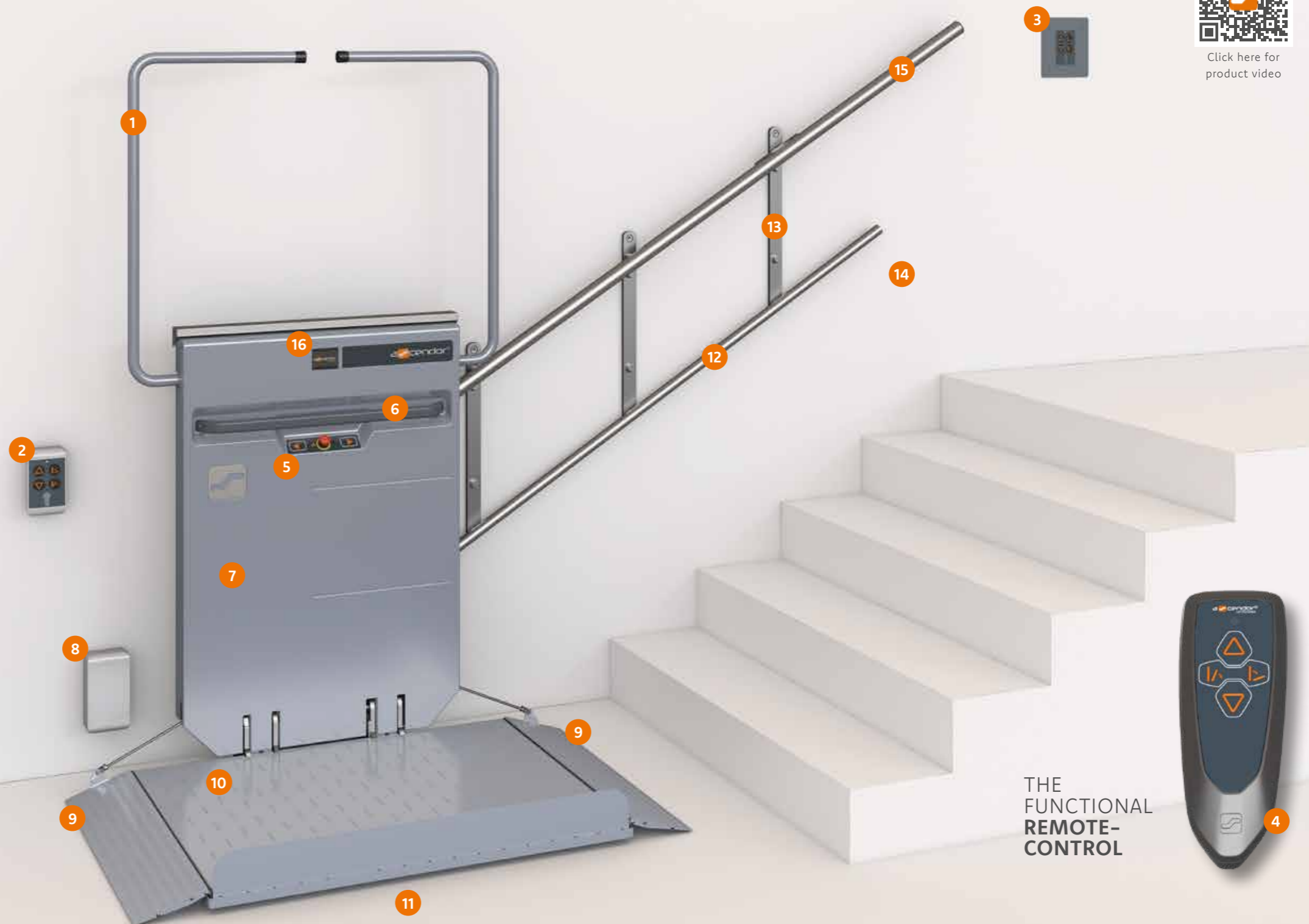


**STRAIGHT PLG7**  
WALL MOUNTING  
AND SPECIAL COLOR

If desired, the vertical fixing points can be integrated into the wall and concealed.

## DETAILS OVERVIEW

- ① Automated safety arms
- ② Wall mounted remote control (standard)
- ③ Flush-mounted remote control (on request)
- ④ Handheld remote control
- ⑤ Operation on the lift  
+ Up-down sensor buttons  
+ Emergency stop button  
+ Emergency call button
- ⑥ Handhold
- ⑦ Driving unit  
standard color RAL 9006,  
optionally in RAL colour as desired  
or in stainless steel
- ⑧ Power supply to charger housing on-site;  
optionally top/bottom
- ⑨ Access ramps
- ⑩ Platform with anti-slip surface,  
can be closed with the call buttons
- ⑪ Optional front access possible
- ⑫ Lower drive rack, stainless steel
- ⑬ Mounting bracket for wall mounting
- ⑭ Parking possible above and below
- ⑮ Upper rail made of Stainless steel,  
can be used as handrail (conditionally  
conforming to standards)
- ⑯ Info-color-display



Click here for  
product video

THE  
FUNCTIONAL  
REMOTE-  
CONTROL

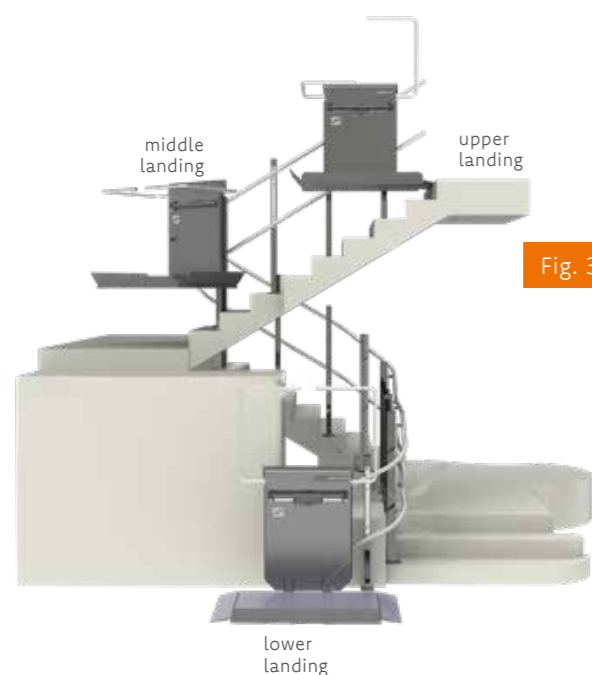


Fig. 3

**Platform lifts for straight and curved staircases**

Intermediate landings can be overcome with a curved travel rail (Fig. 1) or by installing rails with elevation changes (Fig. 2). The travel rails can be mounted directly onto the walls or attached to steel stanchions (Fig. 2 & 3). Multi-level landings with parking places can be planned to suit individual requirements.



Fig. 2




Fig. 1

# PRODUCT HIGHLIGHTS

With various adjustable LED colors and individual designs on the platform, the lift integrates harmoniously into its surroundings. It becomes an attractive eye-catcher instead of a grey necessity. That's beautiful mobility from ASCENDOR.



 An automatic speech output ensures more comprehensibility.



\*symbol image

In the event of a malfunction, a **colour display** provides information about the cause and possible remedies. In this way, 80% of all maintenance cases can be avoided. The display also provides information about the current operating status at a glance.

The **handy remote control** is wireless via radio.



**SAFETY**

- Integrated fault memory/event history
- Upper rail can be used as handrail (conditionally conform to standards)
- Vandalism-proof
- Electrical emergency operation
- 2-way emergency call system (optional)
- SMS remote enquiry (optional)



**INSTALLATION**

- Easy and quick installation
- Short delivery times for standard version
- Good accessibility for maintenance



**DESIGN**

- LED RGB lighting (optional)
- Minimum space requirement
- Full graphic colour display with status indicator
- Stainless steel tube standard



## TECHNICAL DATA

### BASIC-EQUIPMENT

- † Fully automated control of safety arms and platform
- † Handrail and drive rack made out of stainless steel
- † Sensor keys on touchpad
- † Smooth start/stop and velocity reduction in the curve
- † Emergency call button and emergency stop function
- † Safety contacts on all sides
- † 24V battery drive with charger
- † Anti-slip nabs on platform
- † Battery protection function - automatic shutdown when not charged

### FLEXIBILITY

- † Installation over several floors with stops possible
- † Subsequent extension of the rail possible

### COLOR

- † RAL 9006 silvermetallic
- † RAL color upon request (optional)
- † Stainless steel (optional)

### REMOTE CONTROL

- † Wall mounted, key operated remote control
- † Handheld remote control

### MATERIAL

- † Steel-/aluminium light-weight construction with powder coating
- † Supporting components of galvanized steel
- † Cover of scratch-resistant plastic

### TECHNICAL

- † Touch-color-display
- † Integrated error memory
- † Numerous adjustment possibilities
- † Automatic folding of the platform possible

### DESIGN/COMFORT

- † RGB-LED lighting
- † Individual design of the contact tray with personalized picture
- † Voice output
- † Comfortable folding seat (optional)  
38 x 38 cm seat, max. 100 kg

### PLATFORM SIZE IN MM

- † 800 x 800, 800 x 760, 800 x 710, 800 x 650
- † 900 x 800, 900 x 760
- † 1000 x 900, 1000 x 800\*, 1000 x 760, 1000 x 710
- † 1210 x 830, 1250 x 800\*, 1300 x 800
- \*Possible in stainless steel

### INCLINATION

- † 6-47° (50° optional)

### TRAVEL RAIL

- † Clean stainless steel handrail
- † Stainless steel rack

### VELOCITY

- † max. 9 m/min

### CARRYING CAPACITY

- † 225 kg standard (300 kg optional)

### REQUIRED SPACE

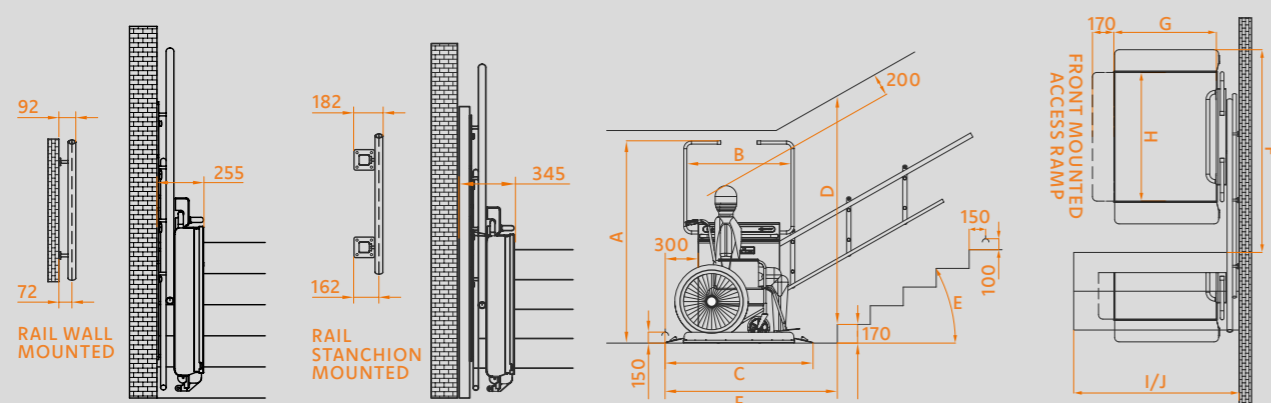
- † 25,5 cm bis 31 cm when folded



# REQUIRED SPACE PLATFORM STAIRLIFT PLG7

Platform length H	800	900	1000	1210	1250	1300	800	900	1000	1210	1250	1300
E	D	D	D	D	D	D	F	F	F	F	F	F
15°	1791	1813	1834	1863	1868	1874	1680	1780	1880	2090	2130	2180
20°	1859	1888	1917	1955	1962	1971	1522	1622	1722	1932	1972	2022
25°	1933	1970	2007	2056	2066	2077	1462	1526	1626	1836	1876	1926
30°	2015	2062	2108	2168	2180	2194	1361	1461	1561	1771	1811	1861
35°	2110	2166	2222	2295	2309	2327	1314	1414	1514	1724	1764	1814
40°	2220	2287	2354	2442	2459	2480	1278	1378	1478	1688	1728	1778
45°	2350	2430	2510	2615	2635	2660	1249	1349	1449	1659	1699	1749
47°	2410	2495	2581	2694	2715	2742	1238	1338	1438	1648	1688	1738

H x G	Wall mounted		Stanchion mounted		Total length C	Height barrier arm (open) A	Barrier arm distance B
	I	J	I	J			
800 x 650	850	1020	940	1110	1145	1696	830
800 x 710	910	1080	1000	1170	1145	1742	830
800 x 760	960	1130	1050	1220	1145	1742	830
800 x 800	1000	1170	1090	1260	1145	1842	830
900 x 760	960	1130	1050	1220	1245	1802	830
900 x 800	1000	1170	1090	1260	1245	1842	830
1000 x 710	910	1080	1000	1170	1345	1742	950
1000 x 760	960	1130	1050	1220	1345	1742	950
1000 x 800	1000	1170	1090	1260	1345	1842	950
1000 x 900	1100	1270	1190	1360	1345	1842	950
1210 x 830	1030	1200	1120	1290	1555	1842	1160
1250 x 800	1000	1170	1090	1260	1595	1842	1200
1300 x 800	1000	1170	1090	1260	1645	1842	1200



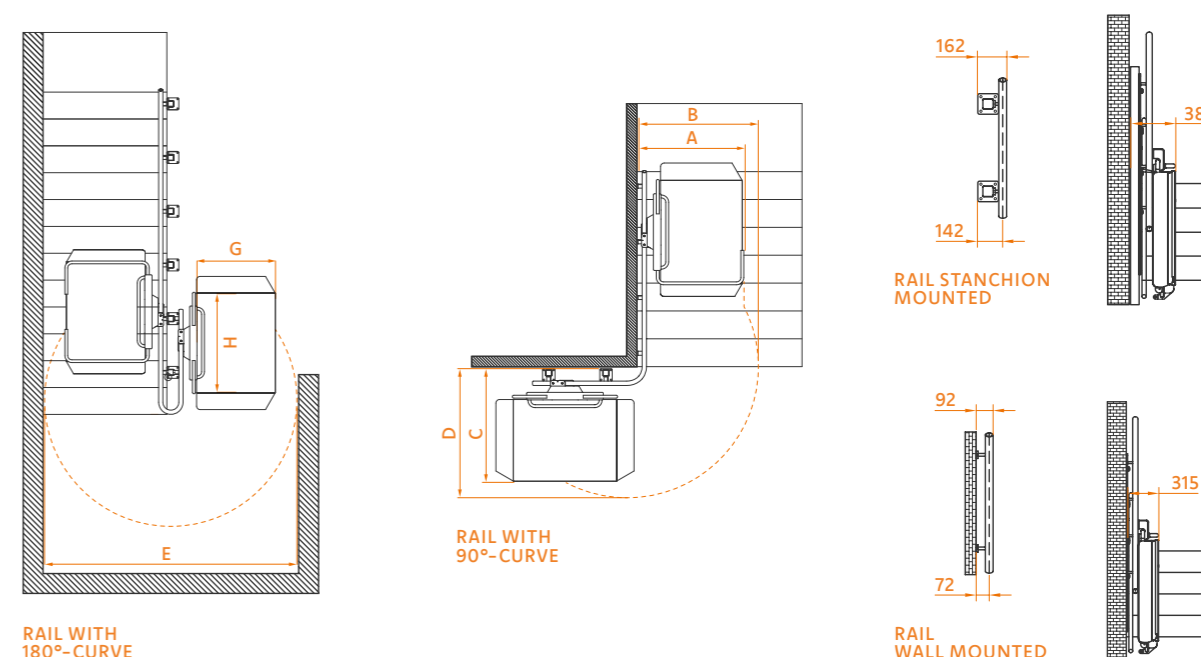
F = space in front of first step (depends on 1st step height)  
E = Slope of stairs  
I = Minimum stair width

J = Minimum stair width for front access ramp  
D = required lintel height  
The minimum stair width (I/J) takes into account 10 mm clearance.

# REQUIRED SPACE PLATFORM STAIRLIFT PLK8

Platform H x G	Wall mounted		Stanchion mounted		
	A	B	C	D	E
800x650	890	995	960	1065	2010
800x710	950	1050	1020	1120	2120
800x760	1000	1095	1070	1165	2210
800x800	1040	1130	1110	1200	2285
900x760	1000	1115	1070	1185	2250
900x800	1040	1150	1110	1220	2325
1000x710	950	1100	1020	1170	2210
1000x760	1000	1140	1070	1210	2295
1000x800	1040	1175	1110	1245	2370
1000x900	1140	1265	1210	1335	2550
1210x830	1070	1255	1140	1325	2520
1250x800	1040	1240	1110	1310	2490
1300x800	1040	1255	1110	1325	2520

All dimensions in mm.  
All values given relate to a bending radius of R = 150mm and a 47° steep curve and 60x60mm special stanchions.



A = minimum width for wall mounting  
B = platform turning clearance for wall mounting  
C = minimum width for stanchion mounting  
D = platform turning clearance for stanchion mounting  
E = minimum swivel range 180°  
The minimum stair width (A/B) allows a 10mm clearance.

# ASCENDOR PRODUCT WORLD



## UNAPORTE

- † No shaft necessary
- † Simple and quick assembly
- † Reliable door lock
- † Rustproof aluminium lifting column



Click here for product video

## QUATTROPORTE

- † Weatherproof for outdoor use
- † No shaft necessary
- † Thermally insulated doors
- † Simple and elegant



Click here for product video



## VERTICAL PLATFORM LIFT

- † Indoor and outdoor
- † Free-standing lifting column possible
- † Simple and quick assembly
- † Minimal space requirement



Click here for product video

## DURAPORTE

- † Quick assembly
- † Patented know-how
- † Modern design
- † Doors possible on all sides



Click here for product video





ASCENDOR

# INNOVATIVE LOCATION

REGIONAL  
ANCHORED,  
GLOBAL  
ALIGNED



## MADE in AUSTRIA

Our company's headquarters along with our design and production are located in Austria. We aim to set new standards with our lifts in terms of design, safety and quality.

Research and Development is our top priority and we have a highly qualified and motivated team of Designers and Mechatronic Engineers dedicated to this task.



**ascendor**<sup>®</sup>  
LIFTTECHNIK

**Ascendor GmbH**

PürNSTEIN 43 · 4120 Neufelden · Austria  
Tel.: +43 7282 21900 · office@ascendor.at  
[ascendor.com](http://ascendor.com)



V 03/2024